

Volunteer Lake Monitoring Program

2011 Season in Review
&
2012 Season Scope



Website: www.epa.state.il.us/water/vlmp

2010 Coordination Team

- Holly Hudson with CMAP
 - Mike Adam & Kelly Deem with LCHD
 - Rob Clodi with GERPDC
 - Teri Holland, Katie Davenport & Greg Ratliff with Illinois EPA
- Online Database Support – Jeremy Morgan

2010 VLMP

- Reduced to Tier I activities:
 - Funding Issues,
 - Illinois EPA's Statewide Coordinator took a new job, &
 - Adding On-line Database Secchi Form entry.
- Special Projects (Tier III) in support of:
 - Clean Lakes Program Projects &
 - 319 Projects

VLMP Overview

➤ Tier I Includes:

- Secchi Monitoring 3 lake locations (typically),
- Weather Observations,
- Lake Management Activities & Observations,
- Exotic Animal & Plant tracking activities,
- Secchi Form completion, &
- Online Database Entry.

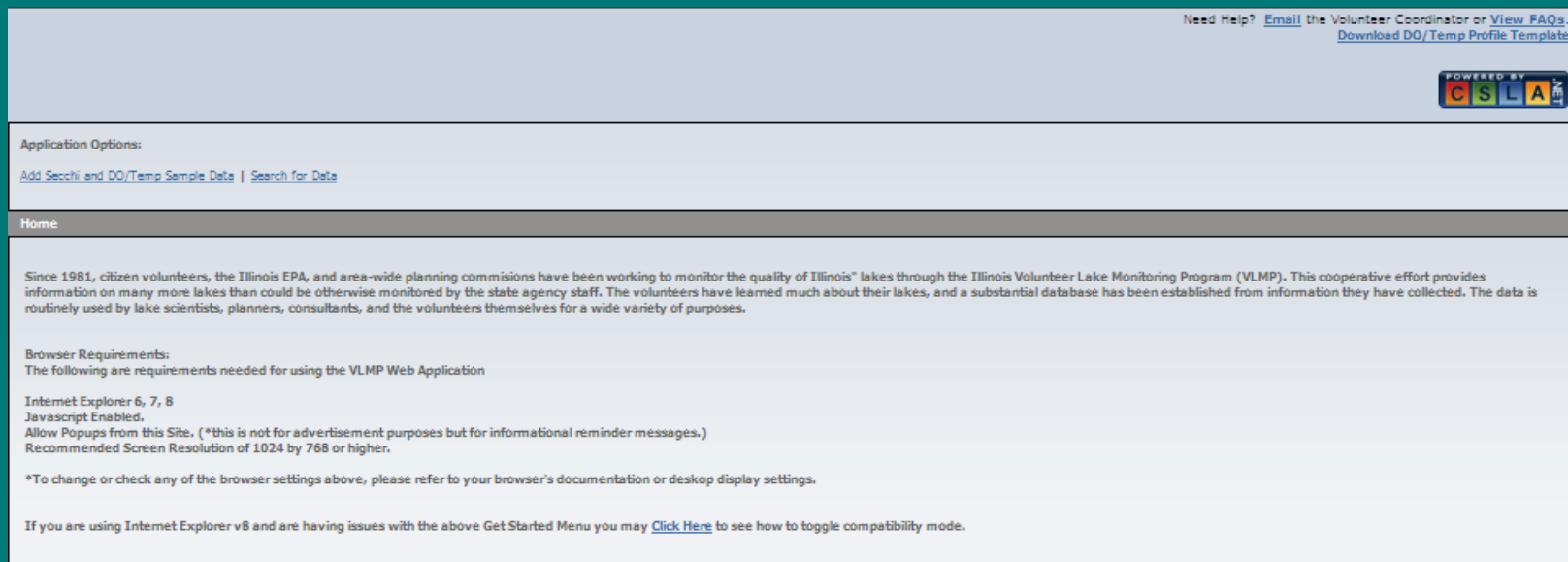
2010 VLMP Overview

- Special Projects (Tier III-like) includes:
 - Tier I activities,
 - Water Quality Sampling (nutrients/chloride),
 - Dissolved Oxygen/Temperature Profiles,
 - Chlorophyll Sampling & Filtering, &
 - Limited plankton identification sampling.

Online Database Entry

➤ <http://dataservices.epa.illinois.gov/waBowSurfaceWater>

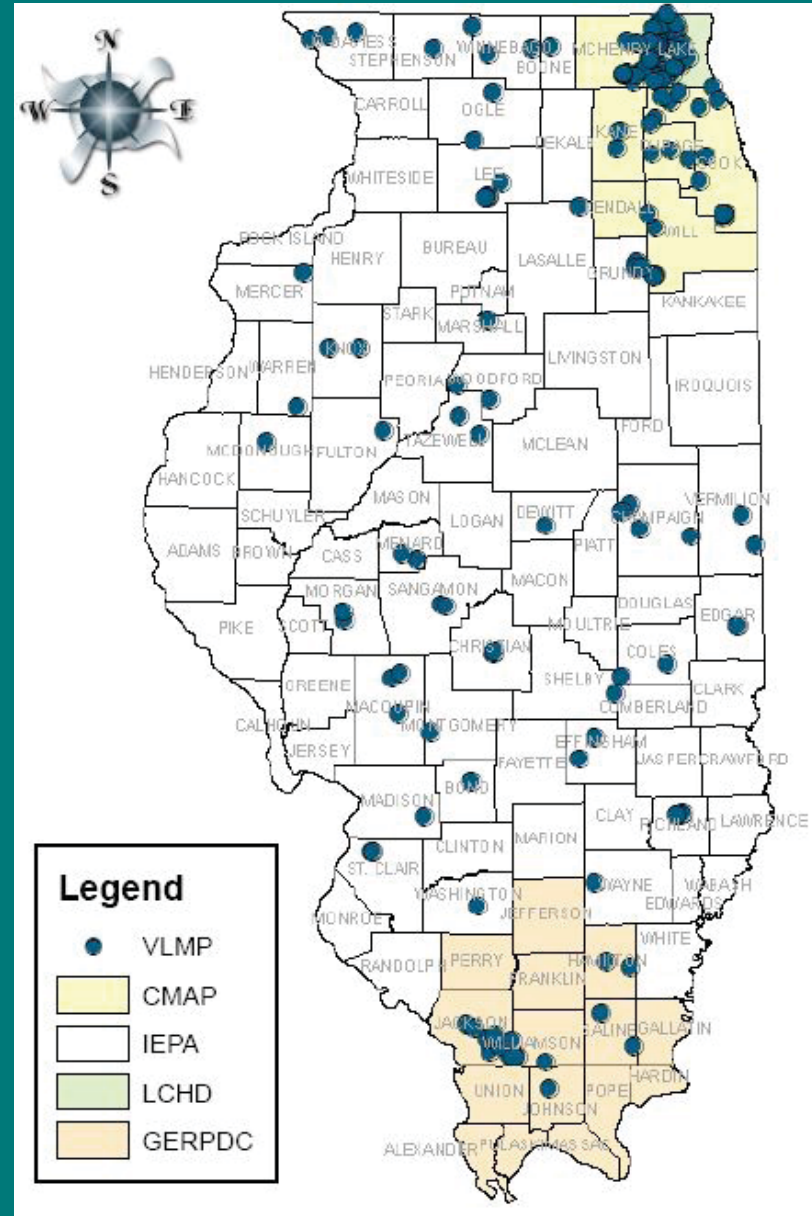
Allows viewing historical information & data input



The screenshot shows the top of the VLMP web application. At the top right, there are links for "Need Help?", "Email the Volunteer Coordinator or View FAQs", and "Download DO/Temp Profile Template". Below these links is a "POWERED BY" logo for CSLA. The main content area is divided into sections: "Application Options" with links for "Add Secchi and DO/Temp Sample Data" and "Search for Data"; a "Home" section with a paragraph of introductory text; and "Browser Requirements" which lists: Internet Explorer 6, 7, 8; Javascript Enabled; Allow Popups from this Site; and Recommended Screen Resolution of 1024 by 768 or higher. A note at the bottom of the requirements section states: "*To change or check any of the browser settings above, please refer to your browser's documentation or desktop display settings." A final note at the bottom of the page says: "If you are using Internet Explorer v8 and are having issues with the above Get Started Menu you may [Click Here](#) to see how to toggle compatibility mode."

2010 VLMP Annual Report

- 170 Lakes registered,
- 142 Lakes sampled at least once, &
- 125 Lakes sampled 4 or more times.
- 273 Volunteers participated.



Results and Discussion

- Basic Monitoring Program
 - Participating Lakes
 - Volunteer Participation
 - Transparency Ranking
 - Oligotrophic to Hypereutrophic
 - Aquatic Invasive Species Tracking

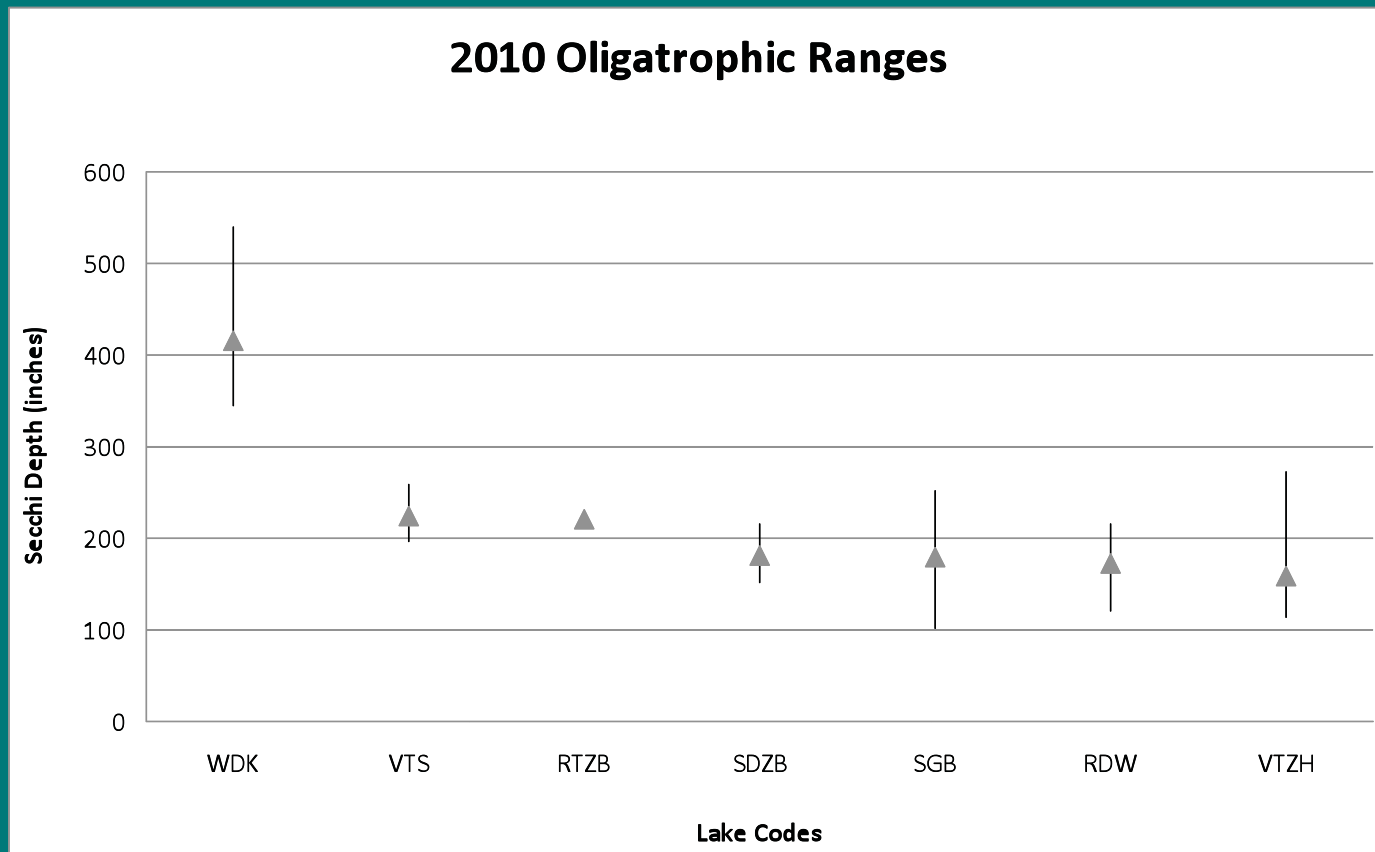
Results and Discussion

- Expanded Monitoring Program
 - Water Quality Monitoring
 - Suspended Solids
 - Nutrients
 - Nitrate and Nitrite
 - Ammonia
 - Total Phosphorus
 - Chlorophyll
 - Dissolved Oxygen/Temperature
- Trophic State Index (TSI)
- Transparency Variability

Transparency Ranges using Carson TSI Ranges

- 125 Lakes were sampled 4 or more times
 - 7 – Oligotrophic
 - 20 – Mesotrophic
 - 83 – Eutrophic
 - 15 - Hypereutrophic

Transparency Ranking Example



Email Distribution List

- Sign up to be on our distribution list and receive our (Semi-) Quarterly Newsletter and Annual Report (or notification of release and download location).
- Current Volunteers will automatically be on distribution list.
- Emails are not given out or sold.

2011 Season

- Tier I (Goal 170-180)
- Tier II (50 lakes maximum)
- Tier III (None)
- Dissolved Oxygen/Temperature (30 max)