


The Use of Bacteria and Enzymes on Pond Water and Sediment in a Controlled Environment

Sandy Kubillus

Integrated Lakes Management



ILM has been in the lake management business for 25 years



Major component in effective long-term lake management is sediment / nutrient removal



Many tools available to use:

*Aeration



*Chemical control



*Biological control



Tools available (continued)

- * Nutrient deactivation



- * Sediment removal



- * **“Sediment digestion”???**

Can't find empirical evidence that products perform as marketed.

- * “Our pond has changed from a mucky, smelly mess to a pond we now enjoy swimming in.”
- * “Has the potential to save you tens of thousands of dollars in dredging costs.”
- * “Eliminates Excess Sludge & Nutrients to Completely Restore Your Lake, Pond or Lagoon to Crystal Clear Condition.”
- * “Up to 50% sludge reduction.”

Testimony's exist – must see for ourselves before we can recommend to or use on our clients.

Parameters tested:

Sediment - Before & after

- * % solids, total
- * Volatile solids, total
- * Phosphorus, total
- * Kjeldahl nitrogen, total



Water - Biweekly

- * Dissolved oxygen
- * Conductivity
- * Temperature
- * Orthophosphorus
- * Total phosphorus (monthly)
- * Sediment level
- * Water level
- * pH
- * Algae growth



Sediment thickness results

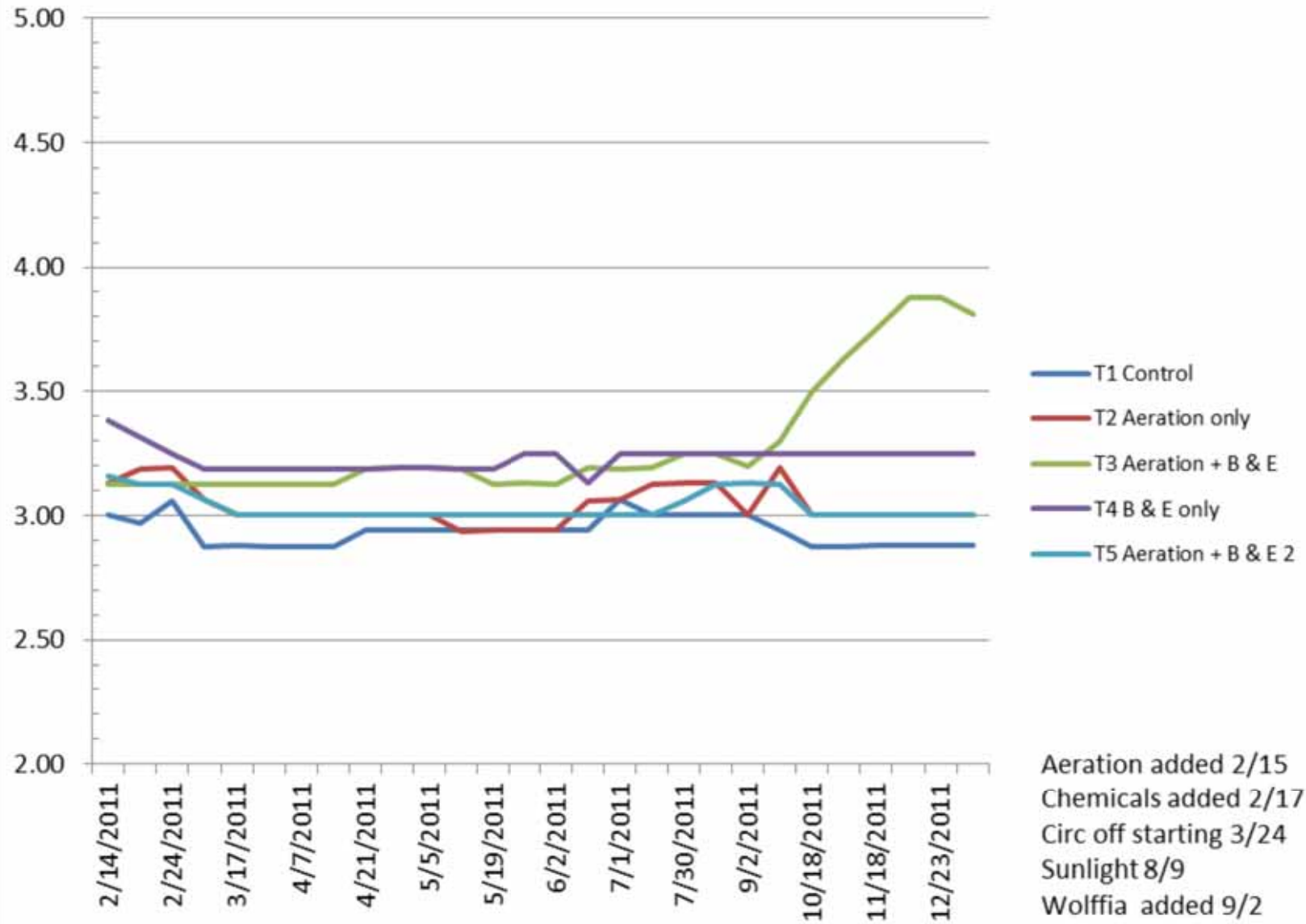
4-14-11






1-17-12



Sediment Thickness in Aquariums

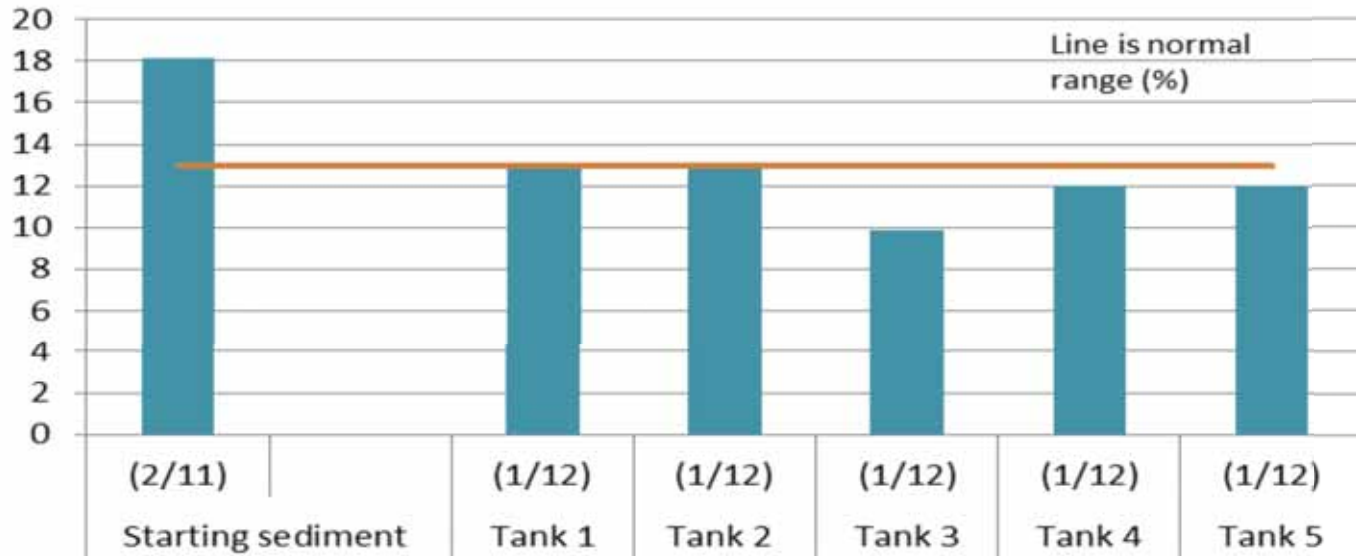




Sediment layering

Integrated Lakes Management

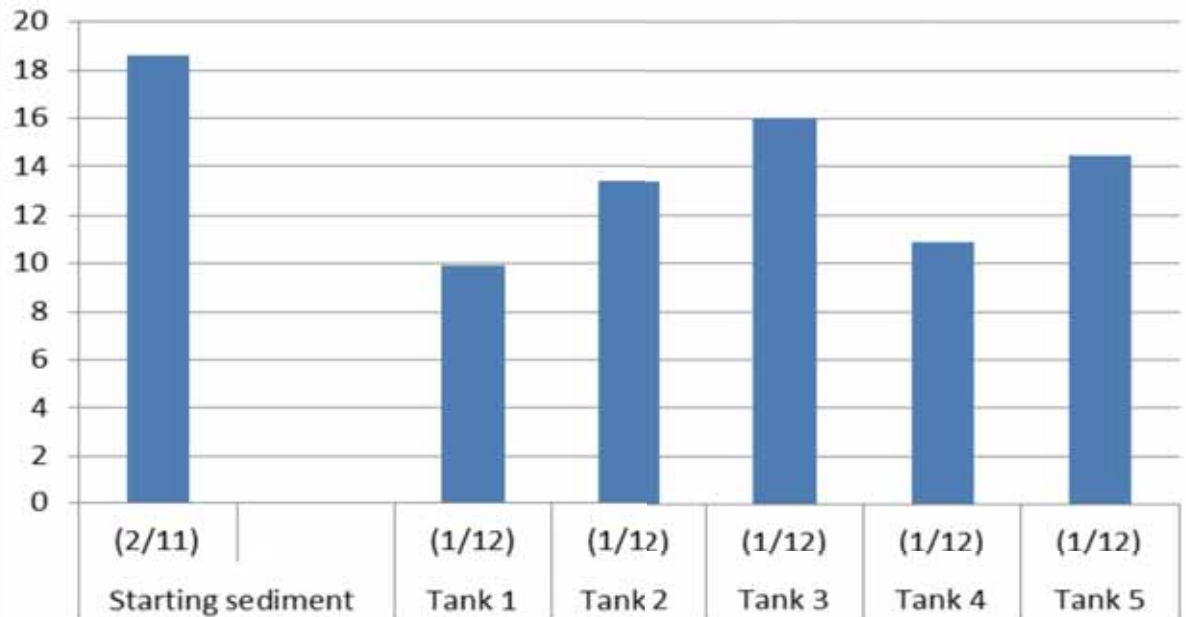
Aquarium Study, TVS



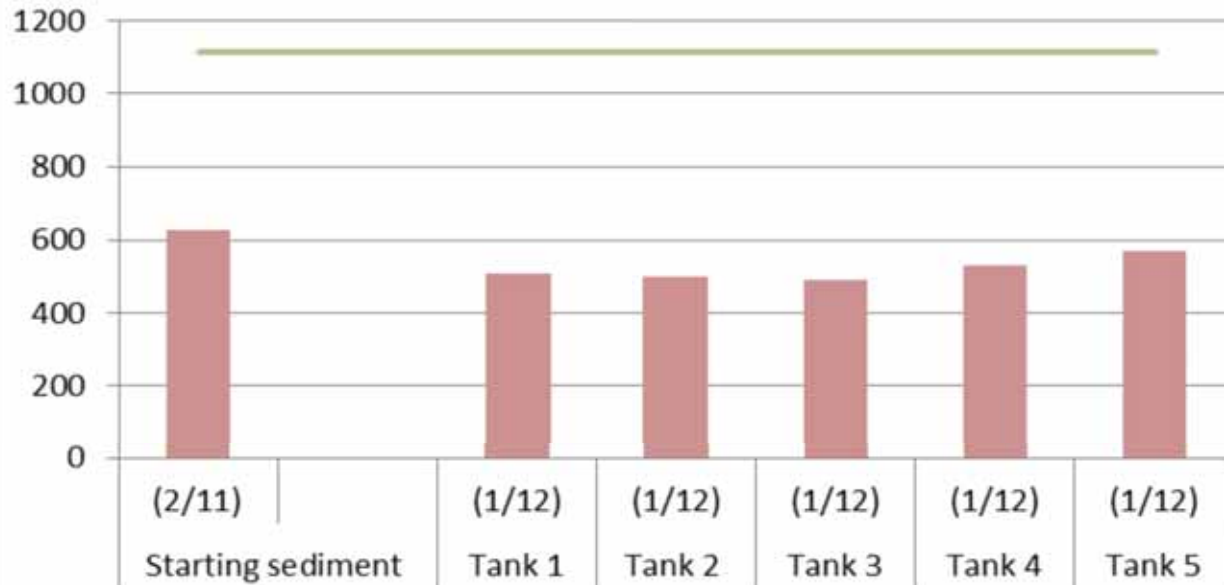
Sediment
chemistry

Integrated Lakes Management

Aquarium Study, Total % Solids



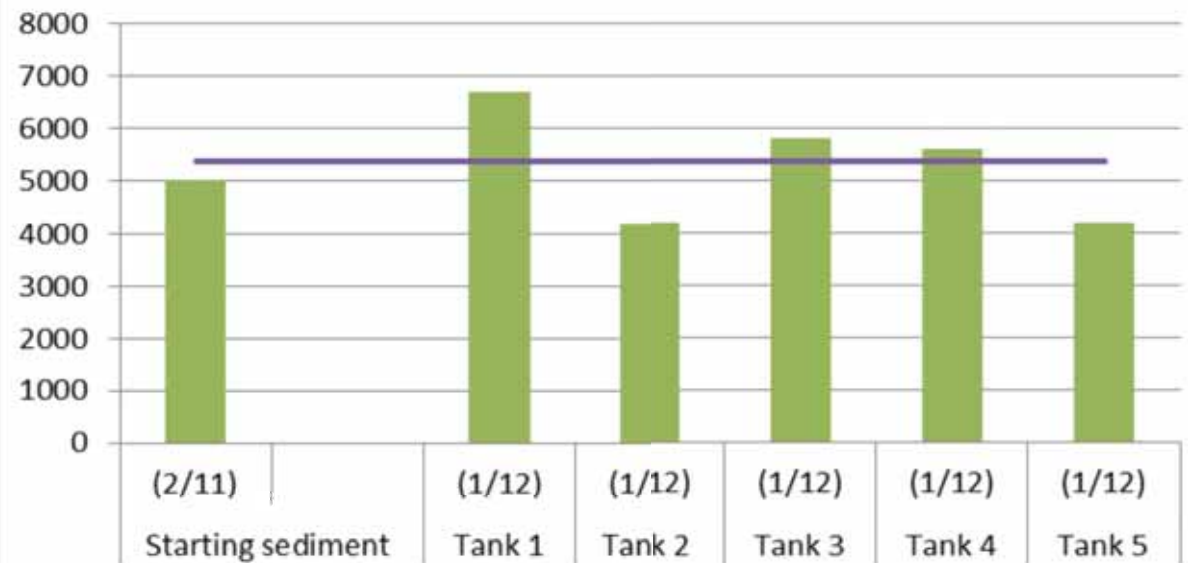
Aquarium Study, Total Phosphorus



Sediment
chemistry

Integrated Lakes Management

Aquarium Study, TKN



Tanks 1 & 2



Tanks 3 & 4

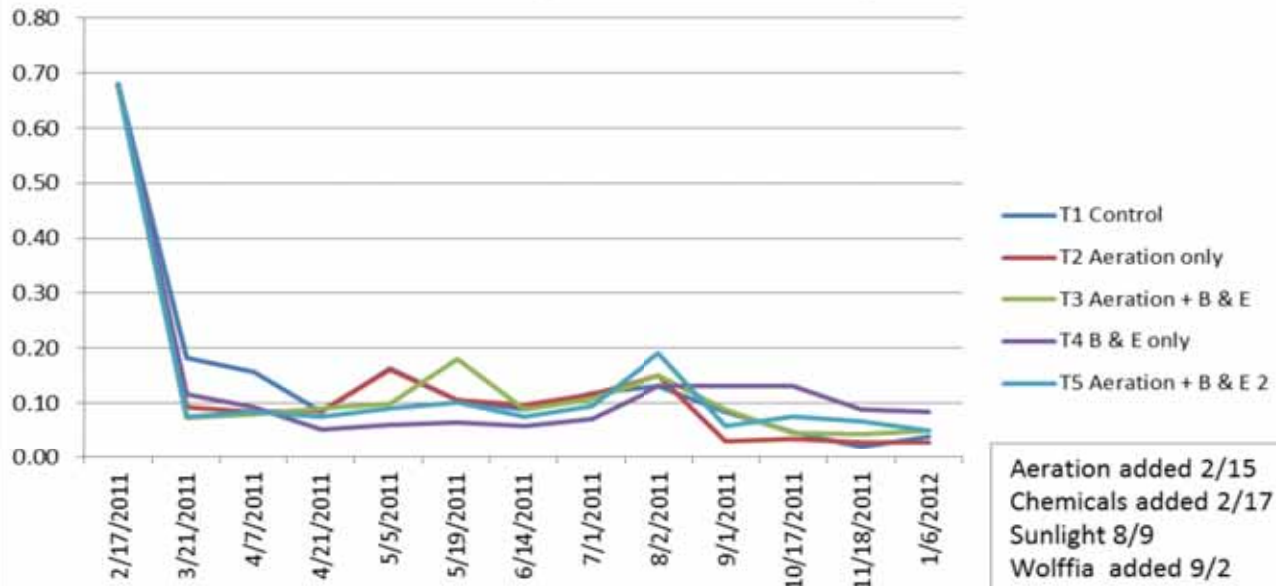


Tank 5



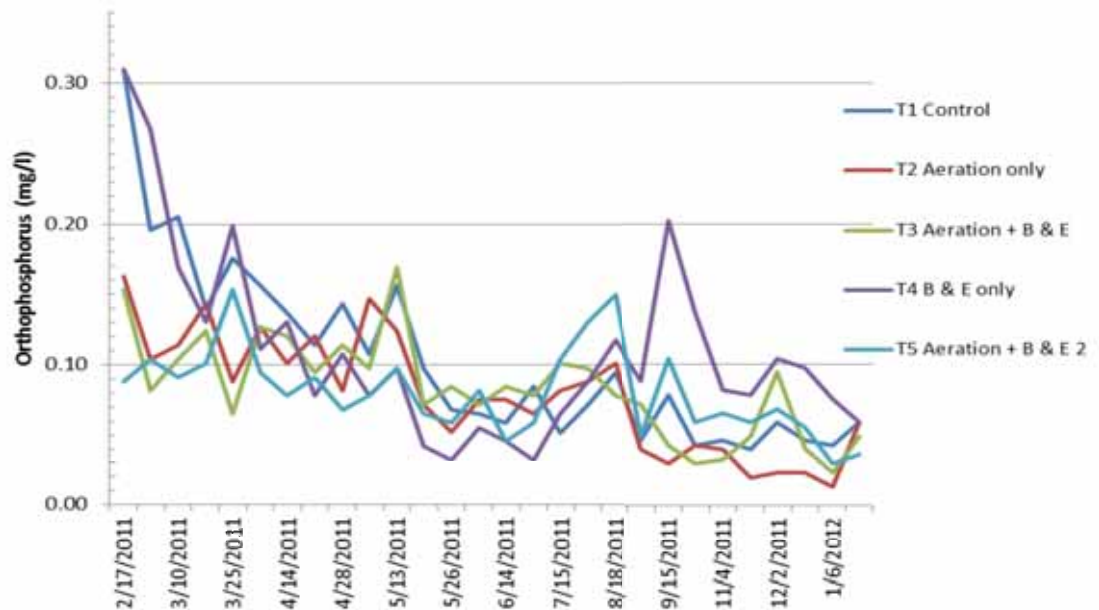
Overhead
views

Total Phosphorus in Aquariums



Water Quality

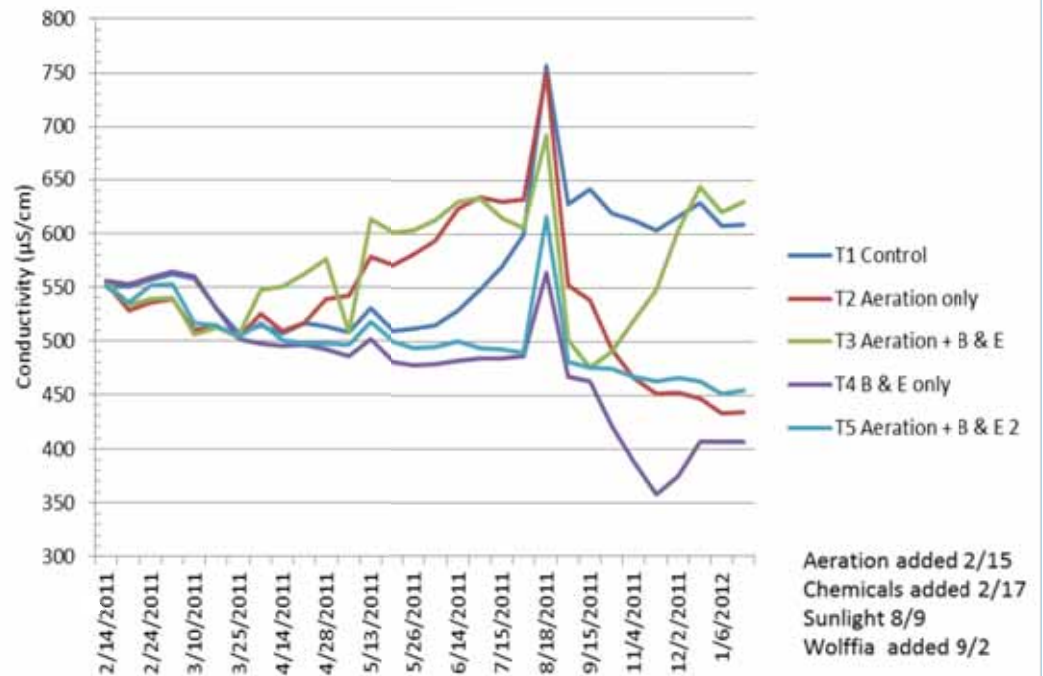
Orthophosphorus Conc. in Aquariums



Dissolved Oxygen in Aquariums



Conductivity in Aquariums



Results

Aeration vs. no aeration – Tanks 1 & 2:

- * Tanks without aeration had a scummy surface.
- * Dissolved oxygen was significantly lower until sunlight added and plants and algae grew. Average was 4.1 mg/l lower.
- * Tanks with aeration had significantly more evaporation, even with the tanks loosely covered.

Results

B&E1 with and without aeration - Tanks 3 & 4:

- * Sediment actually increased in tank with aeration and B&E by 0.7 inches.
- * B&E remained floating in tank without aeration.
- * Tank 4 developed narrow-leaved pondweed and Tank 3 did not.
- * Both had *Cladophora* algae.
- * Total phosphorus averaged 0.03 mg/l higher in tank with aeration.
- * Conductivity was slightly higher in tank with aeration (88 $\mu\text{S}/\text{cm}$).

Results

B&E1 vs. B&E2 – Tanks 3 & 5 – Both tanks aerated:

- * Both had very similar water quality.
- * Tank 5 developed a large colony of snails that kept the tank walls clean of algae.
- * Tank 3 developed bumpy sediment with black spots.
- * Sediment in both tanks developed channels. More prominent in Tank 3.
- * Sediment thickness in Tank 5 did not change, but expanded in Tank 3.

Conclusions

SEDIMENT:

- * Sediment did not decrease in any tank and increased in one tank.
- * Sediment chemistry showed no difference in nutrients and minor changes in total volatile solids.

WATER QUALITY:

- * After several months all of the tanks had very similar water quality.
- * Light was added on August 9th – six months into the study.
- * Water chemistry then changed significantly with plants growing in Tank 4 and algae growing in all tanks.
- * Algae grew on the glass except Tank 5 which developed a snail colony.
- * Tanks without aeration had a scummy surface.

Future Experiments

- * Continue the study to see further changes.
- * Add fish – 2 fathead minnows/tank.
- * Ideas – questions???

